


Round plug connector 7/8"

With open ended wire



Round plug connector

Female 7/8"

straight/90°
shielded/unshielded

from 1.7.1

Field-wireable




Round plug connector

Male/Female 7/8"

straight
shielded/unshielded

from 1.7.3

Connection cable



Round plug connector

Male 7/8"
straight/90°
shielded/unshielded

Round plug connector

Female 7/8"
straight/90°
shielded/unshielded

T-coupler

Male 7/8"

T-coupler

Female 7/8"

Terminator

Male 7/8"

Terminator


Female 7/8"

from 1.7.7

Round plug connector 7/8"

with open ended wire

Female straight



Female 90°



Approvals:

1	Form	No.	78001	78021	78051
	Suppression	4-pole	Power cable	5-pole	Power cable
Circuit diagram					
Contact layout					
2	Cable type	Jacket color	Jacket color	Jacket color	Jacket color
Wire diameter 1.5 mm ²		gray	gray	gray	gray
PUR		950	-	-	-
PUR (UL/CSA-listed)		-	961	961	961
3	Cable length				
1.5 m		0150			
3.0 m		0300			
5.0 m		0500			
7.5 m		0750			
10.0 m		1000			
Your article no.					
The composition of your article number is explained on page 1.1.2					
	1 Form		2 Cable type		3 Cable length
Notes	Accessories and technical data in chapter 1.10. Further cable lengths on request.				

Round plug connector 7/8"

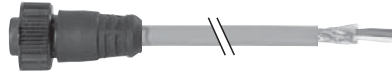
Round plug connector 7/8"

with open ended wire

Female
straight, shielded

DeviceNet
CANopen

Approvals:



1	Form	No.	78041														
	Suppression	5-pole Bus cable															
	Circuit diagram																
	Contact layout																
2	Cable type	Jacket color															
	Wire diameter PVC (Data AWG 18/Power AWG 15)	<table border="1"> <tr> <td>gray</td> </tr> <tr> <td>952</td> </tr> </table>				gray	952										
gray																	
952																	
3	Cable length																
	1.5 m	0150															
	3.0 m	0300															
	5.0 m	0500															
	7.5 m	0750															
	10.0 m	1000															
	Your article no.																
	The composition of your article number is explained on page 1.1.2	<table border="1"> <tr> <td>7 0 0 0</td> <td>-</td> <td>---</td> <td>-</td> <td>---</td> <td>---</td> </tr> <tr> <td>Murrelektronik Standard</td> <td></td> <td></td> <td></td> <td></td> <td></td> </tr> </table>				7 0 0 0	-	---	-	---	---	Murrelektronik Standard					
7 0 0 0	-	---	-	---	---												
Murrelektronik Standard																	
		1	Form	2	Cable type												
		3	Cable length														
Notes	Accessories and technical data in chapter 1.10. Further cable lengths on request.																

Round plug connector 7/8"

Round plug connector 7/8"

Field-wireable
with screw terminals

Male
straight



Approvals:

Round plug connector 7/8"

1	Form	No.	78061	78081	78101	
	Suppression/Circuit diagram		4-pole	5-pole	5-pole	
	Clamping range		6...9.5 mm	6...9.5 mm	10...12 mm	
	Contact layout		<p style="text-align: center;">Male</p>	<p style="text-align: center;">Male</p>	<p style="text-align: center;">Male</p>	
Technical data						
	Supply voltage		250 V AC/DC			
	Current per contact		max. 9 A			
	Connection type		screw terminals			
	Connection diameter		max. 1.5 mm ²			
	Protection		IP67 when plugged and screwed down (EN 60529)			
	Temperature range		-40...+85 °C			
Your article no.						
	The composition of your article number is explained on page 1.1.2		7 0 0 0 - --- - 0 0 0 0 0 0 0			
			Murrelektronik Standard			
			1 Form			
Notes						
			Accessories and technical data in chapter 1.10.			

Round plug connector 7/8"

Field-wireable
with screw terminals

Male
90°



Approvals:

1	Form	No.	78121	78141		
	Suppression/Circuit diagram		4-pole	5-pole		
	Clamping range		6...9.5 mm	6...9.5 mm		
	Contact layout		<p>Male</p>	<p>Male</p>		
Technical data						
	Supply voltage		250 V AC/DC			
	Current per contact		max. 9 A			
	Connection type		screw terminals			
	Connection diameter		max. 1.5 mm ²			
	Protection		IP67 when plugged and screwed down (EN 60529)			
	Temperature range		-40...+85 °C			
Your article no.						
	The composition of your article number is explained on page 1.1.2		7 0 0 0 - --- - 0 0 0 0 0 0 0			
			1 Form			
Notes						
			Accessories and technical data in chapter 1.10.			

Round plug connector 7/8"

Round plug connector 7/8"

Field-wireable
with screw terminals

Female
straight



Approvals:

Round plug connector 7/8"

1	Form	No.	78181	78201	78221	
	Suppression/Circuit diagram		4-pole	5-pole	5-pole	
	Clamping range		6...9.5 mm	6...9.5 mm	10...12 mm	
	Contact layout		<p style="text-align: center;">Female</p>	<p style="text-align: center;">Female</p>	<p style="text-align: center;">Female</p>	
Technical data						
	Supply voltage		250 V AC/DC			
	Current per contact		max. 9 A			
	Connection type		screw terminals			
	Connection diameter		max. 1.5 mm ²			
	Protection		IP67 when plugged and screwed down (EN 60529)			
	Temperature range		-40...+85 °C			
Your article no.						
	The composition of your article number is explained on page 1.1.2		7 0 0 0 - - - - - - - 0 0 0 0 0 0 0			
			1 Form			
Notes						
			Accessories and technical data in chapter 1.10.			

Round plug connector 7/8"

Field-wireable
with screw terminals

Female
90°



Approvals:

1	Form	No.	78241	78261		
	Suppression/Circuit diagram		4-pole	5-pole		
	Clamping range		6...9.5 mm	6...9.5 mm		
	Contact layout		<p>Female</p>	<p>Female</p>		
Technical data						
	Supply voltage		250 V AC/DC			
	Current per contact		max. 9 A			
	Connection type		screw terminals			
	Connection diameter		max. 1.5 mm ²			
	Protection		IP67 when plugged and screwed down (EN 60529)			
	Temperature range		-40...+85 °C			
Your article no.						
	The composition of your article number is explained on page 1.1.2		7 0 0 0 - --- - 0 0 0 0 0 0 0			
			1 Form			
Notes						
			Accessories and technical data in chapter 1.10.			

Round plug connector 7/8"

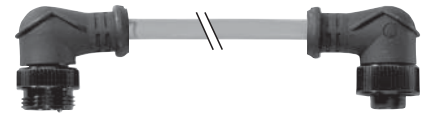
Connection cable
7/8" - 7/8"

Male
straight

Female
straight

Male
90°

Female
90°



Approvals:

1		Form	No.	50021	50051
Suppression		5-pole			5-pole
Circuit diagram					
Contact layout					
2		Cable type	Jacket color		Jacket color
Wire diameter PUR (UL/CSA-listed)			gray 961		gray 961
3		Cable length			
		0.3 m	0030		
		0.6 m	0060		
		1.0 m	0100		
		1.5 m	0150		
		2.0 m	0200		
Your article no.		<div style="display: flex; align-items: center; gap: 10px;"> <div style="border: 1px solid black; padding: 5px; display: inline-block;">7 0 0 0</div> - <div style="border: 1px solid black; width: 60px; height: 20px; display: flex; align-items: center; justify-content: center;">-</div> - <div style="border: 1px solid black; width: 60px; height: 20px; display: flex; align-items: center; justify-content: center;">-</div> - <div style="border: 1px solid black; width: 60px; height: 20px; display: flex; align-items: center; justify-content: center;">-</div> </div>			
The composition of your article number is explained on page 1.1.2		<div style="display: flex; align-items: center; gap: 10px;"> <div style="border: 1px solid black; padding: 5px; display: inline-block;">Murrelektronik Standard</div> </div>			
		1 Form		2 Cable type	
		3 Cable length			
Notes		Accessories and technical data in chapter 1.10. Further cable lengths on request.			

Round plug connector 7/8"

Round plug connector 7/8"

Connection cable
7/8" - 7/8"

Male
straight

Female
straight



Approvals:

1	Form	No.	50001		
	Suppression		4-pole Power cable		
	Circuit diagram				
	Contact layout		<p style="text-align: center;">Male Female</p>		
2	Cable type	Jacket color			
	Wire diameter PUR		gray 950		
3	Cable length				
		0.3 m	0030		
		0.6 m	0060		
		1.0 m	0100		
		1.5 m	0150		
		2.0 m	0200		
	Your article no.				
	The composition of your article number is explained on page 1.1.2	<div style="display: flex; align-items: center; gap: 10px;"> <div style="border: 1px solid black; padding: 5px; text-align: center;"> 7 0 0 0 Murrelektronik Standard </div> - <div style="border: 1px solid black; width: 60px; height: 40px; display: flex; align-items: center; justify-content: center;"> - - - - </div> - <div style="border: 1px solid black; width: 60px; height: 40px; display: flex; align-items: center; justify-content: center;"> - - - - </div> <div style="border: 1px solid black; width: 60px; height: 40px; display: flex; align-items: center; justify-content: center;"> - - - - </div> </div>			
		1	Form	2	Cable type
		3	Cable length		
Notes					
	Accessories and technical data in chapter 1.10. Further cable lengths on request.				

Round plug connector 7/8"

Round plug connector 7/8"

Connection cable
7/8" - 7/8"

Male
straight

Female
straight



Approvals:

Round plug connector 7/8"

1	Form	No.	50041		
	Suppression		5-pole		
			Bus cable, shielded		
	Circuit diagram				
	Contact layout				
2	Cable type	Jacket color			
	Wire diameter PVC (Data AWG 18/Power AWG 15)		gray		
			952		
3	Cable length				
	0.3 m	0030			
	0.6 m	0060			
	1.0 m	0100			
	1.5 m	0150			
	2.0 m	0200			
	Your article no.				
	The composition of your article number is explained on page 1.1.2				
		Murrelektronik Standard		1	Form
				2	Cable type
				3	Cable length
Notes	Accessories and technical data in chapter 1.10. Further cable lengths on request.				

Round plug connector 7/8"

Connection cable
7/8" - 7/8"

T-coupler
Male, straight to
Female, straight



1	Form	No.	50061			
	Suppression/Circuit diagram	5-pole				
	Contact layout					
Technical data						
	Supply voltage	50 V AC/DC				
	Current per contact	max. 8 A				
	Protection	IP67 when plugged and screwed down (EN 60529)				
	Temperature range	-20...+80 °C				
Your article no.						
	The composition of your article number is explained on page 1.1.2	<div style="display: flex; align-items: center; justify-content: space-around;"> <div style="border: 1px solid black; padding: 5px; text-align: center;"> 7 0 0 0 Murrelektronik Standard </div> <div style="font-size: 2em;">-</div> <div style="border: 1px solid black; padding: 5px; text-align: center; width: 100px; height: 30px;"> - - - - - </div> <div style="font-size: 2em;">-</div> <div style="border: 1px solid black; padding: 5px; text-align: center;"> 0 0 0 </div> <div style="border: 1px solid black; padding: 5px; text-align: center;"> 0 0 0 0 </div> </div>				
		1 Form				
Notes						
Accessories and technical data in chapter 1.10. Further cable lengths on request.						

Round plug connector 7/8"

Round plug connector 7/8"

Connection cable
7/8" - 7/8"

Bus-Terminator
DeviceNet, CANopen

DeviceNet
CANopen



Approvals:

Round plug connector 7/8"

1	Form	No.	78301		
	Suppression/Circuit diagram	5-pole			
		<p>120 Ω 1/4 W</p>			
	Contact layout	<p>Male</p>			
Technical data					
	Current per contact	max. 8 A			
	Connection type	screw fixing			
	Protection	IP67 when plugged and screwed down (EN 60529)			
	Temperature range	-20...+80 °C			
Your article no.					
	The composition of your article number is explained on page 1.1.2	7 0 0 0 - --- - 0 0 0 0 0 0 0			
		Murrelektronik Standard			
		1	Form		
Notes					
Accessories and technical data in chapter 1.10. Further cable lengths on request.					